

# PRODUCT INFORMATION

SOMA living

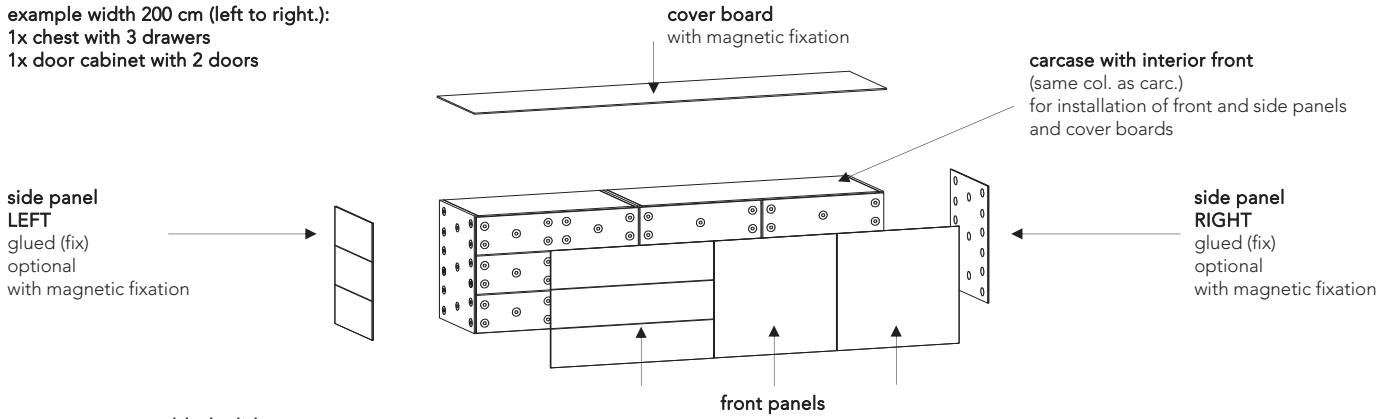
–

08.2021

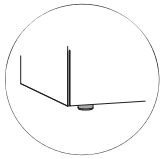


DETAILS

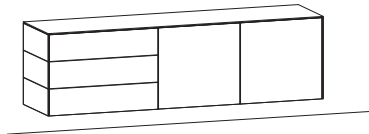
example width 200 cm (left to right):  
 1x chest with 3 drawers  
 1x door cabinet with 2 doors



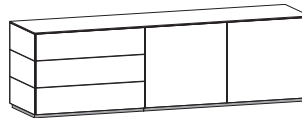
**black gliders**  
(standard)  
height 2,5 cm



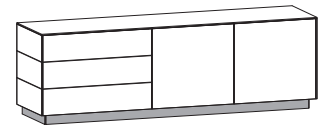
version (surcharge)



suspended

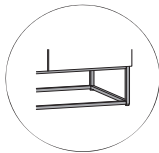


plinth board  
height 3,6 cm  
per carcass

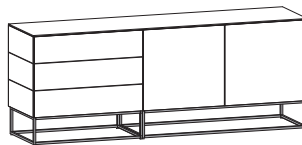


plinth frame  
height 7,0 cm  
continuous

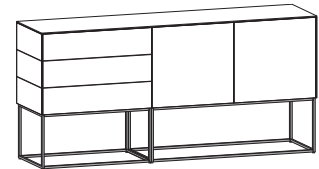
plinth



**base frame**  
per carcass OR  
continuous  
max. 2 carcasses side by side  
per base frame

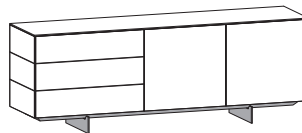
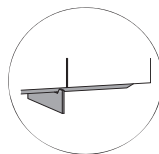


height 19,9 cm



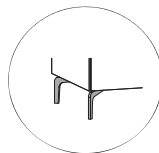
height 39,1 cm

**pedestal**  
with cheeks



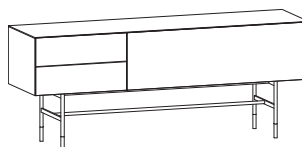
height 13,5 cm

**foot angled**  
Only possible for single chests of 120 cm width/  
134 cm height!



height 13,6 cm

**Round pipe stand**  
only available in depth 52 cm!  
only available in carcass width 120/180/240 cm  
2 carcasses max per round pipe stand!  
Special measure not possible!



height 38,0 cm

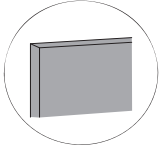
## PANELS

**PANEL SYSTEM 90**

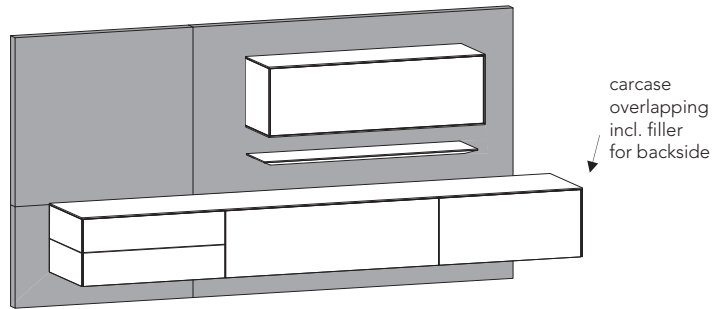
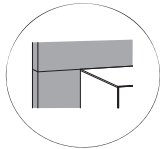
with aluminium installation frame  
depth 9 cm

- for hanging carcasses, TV and wall shelves  
(note: carcasses need wall mounting kit)
- panels can be placed next to each other  
or on top of each other
- cables can be guided behind the panel system
- Optional backside illumination LED Multiwhite  
or RGB, with remote control.

edges  
miter joint



carcase  
fixed to panel



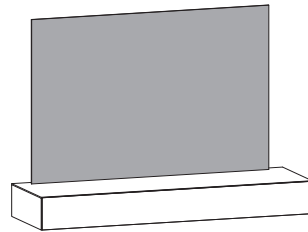
width: 100 - 280 cm  
height: 58 - 173 cm

**TV PANEL**

especially developed for hanging TV  
edges beveled to the back  
depth 5 cm

- **Only suitable for hanging TV**
- cables can be guided behind the panel
- Optional backside illumination LED Multiwhite  
or RGB, with remote control.

tv panel  
sitting on carcass



width: 120 - 160 cm  
height: 77 - 96 cm

**Note:**

- Large-area panel not possible with SOMA LIVING

## REMARKS

## CABLEDUCTING

For carcasses with multimedia and hifi appliances we offer a convenient solution for cableducting.  
In combination with cable ducting the flap doors come with hidden ventilation slots.  
This provides additional aeration and deaeration inside the carcase.

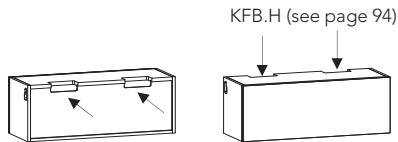
**CABLEDUCTING AND AERATION  
for single carcasses**
**Cutout in the rearwall and in top of carcase**

position: centered (for carcase width 50 - 80 cm)


position: top left and right (for carcase width 100 - 160 cm)

For cableducting to the back, cutout 18,1 x 4,0 cm

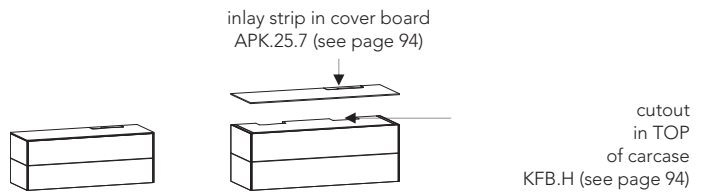
For cableducting to the top (visible) cutout 18,1 x 7,2 cm



Example:  
in connection with panel on top of carcase



Example:  
in connection with cover board 0,6 cm and inlay stripe:

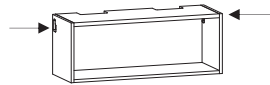

**CABLEDUCTING TO THE SIDE  
into left or right adjacent carcase**

(cutouts in side of carcase will be covered by side panels)

**Cutout in side of carcase**

position: top rear left and right

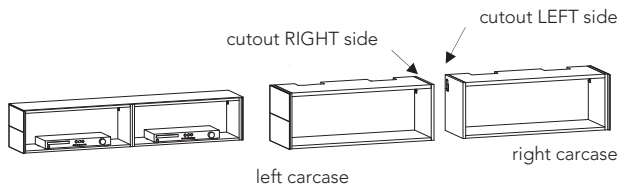
cutout: 8 x 4 cm



Example:

**adjacent carcase**

each carcase requires own cableducting. KFB.H (siehe S. 94)

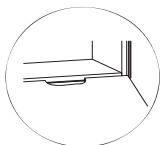
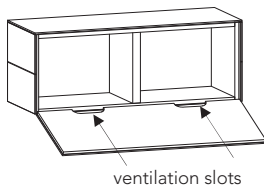


Note:

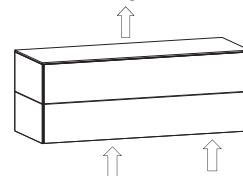
The standard cableducting and aeration (KFB.H) includes a cutout in the rearwall, in the top of the carcase and in the left and right side.

**AERATION AND DEAERATION**

In combination with cable ducting (KFB.H) the flap doors come with hidden ventilation slots.



deaeration through cutout in rearwall



aeration through ventilation slots

## REMARKS

**CABLE OUTLET ROUND**

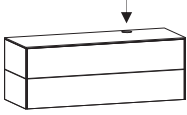
For cableducting to the top we offer a round cablepassage (diameter 6,0 cm).

KDR (see page 94)

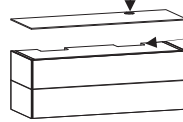
position: Please indicate!



Example:  
in top of carcass AND in cover board



cablpassage ROUND  
KDR (see page 94)



extra cutout in TOP  
of carcass  
KFB.H (see page 94)

**Note:**

ONLY possible in combination with cableducting and aeration (KFB.H)

- Depth 37/50/67 cm
- Depth 37/50 cm

width in cm →	40	50	60
↓ height in cm			

width in cm →	80	100	120
↓ height in cm			

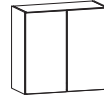
Door cabinets

1 door



1 R 38,4 cm	●	●	●
1 1/2 R 57,6 cm	●	●	●
2 R 76,8 cm	●	●	●
2 1/2 R 96,0 cm	●	●	●
3 R 115,2 cm	●	●	●
3 1/2 R 134,4 cm	○	○	○

2 doors



1 R 38,4 cm	●	●	●
1 1/2 R 57,6 cm	●	●	●
2 R 76,8 cm	●	●	●
2 1/2 R 96,0 cm	●	●	●
3 R 115,2 cm	●	●	●
3 1/2 R 134,4 cm	○	○	○

Note:

- Carcase in width 100 and 120 cm available with or without middle cheek.
- Door cabinets must be equipped with front/side panels/cover boards.

Glass cabinets

1 door



1 1/2 R 57,6 cm	○	○	○
2 R 76,8 cm	○	○	○
2 1/2 R 96,0 cm	○	○	○
3 R 115,2 cm	○	○	○
3 1/2 R 134,4 cm	○	○	○

2 doors



1 1/2 R 57,6 cm	○	○	○
2 R 76,8 cm	○	○	○
2 1/2 R 96,0 cm	○	○	○
3 R 115,2 cm	○	○	○
3 1/2 R 134,4 cm	○	○	○

Glass cabinets are available in three versions:

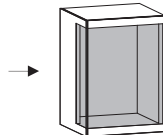
LEFT/RIGHT:

As single cabinet or for combination left/right.

Cover board necessary. Incl. frontpanels and sidepanels left or right.

LEFT:

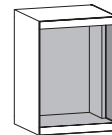
left side visible



right side closed

RIGHT:

left side closed



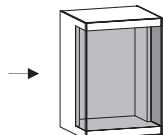
right side visible

TWO-SIDES:

As single cabinet.

Cover board necessary. Incl. frontpanels and sidepanels left and right.

left side visible



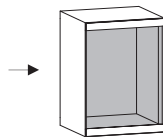
right side visible

CENTERED:

As single cabinet or for combination left/right.

Cover board necessary. Incl. front panel. If single cabinet also side panels necessary.

left side closed



right side closed

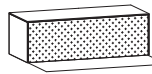
width in cm →	40	50	60	80	100	120
↓ height in cm						

chest of drawers

1/3 R 12,8 cm			○	○	○	○
1 R 19,2 cm			○	○	○	○

width in cm →	30	40	50	60	80	100	120	140	160
↓ height in cm									

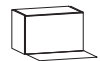
acoustic carcasses mit acoustic flap



1/2 R 19,2 cm	●	●	●	●	●	●	●	●
1 R 38,4 cm	●	●	●	●	●	●	●	●
1 1/2 R 57,6 cm		●	●					

- Note:**
- incl. horizontal cable duct.
  - incl. front with lacquered acoustic grid.

Flap chests - Hinge at BOTTOM



* 1/3 R 12,8 cm		●	●	●	●	●	●	●
1/2 R 19,2 cm		●	●	●	●	●	●	●
1 R 38,4 cm		●	●	●	●	●	●	●
1 1/2 R 57,6 cm		○	○	○	○	○	○	○

- Note:**
- \* SWAPOPTION NOT POSSIBLE
  - Carcase in width 100 and 120 cm available with or without middle cheek, 160 with middle cheek.
  - Flap chests must be equipped with front/side panels/cover boards.

Flap chests - Hinge at TOP



1 R 38,4 cm		●	●	●	●	●	●
----------------	--	---	---	---	---	---	---

- Note:**
- Carcase in width 100 and 120 cm available with or without middle cheek, 160 with middle cheek.
  - Flap chests must be equipped with front/side panels/cover boards.

Combi carcase - 1 drawer on top, 1 flap at bottom

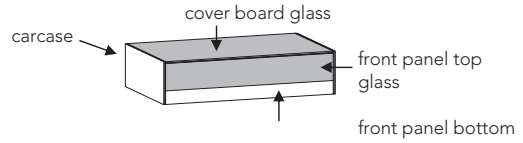


1 1/2 R 57,6 cm		●	●	●	●	●	●
--------------------	--	---	---	---	---	---	---

- Note:**
- Carcase in width 100 and 120 cm available with or without middle cheek, 160 with middle cheek.
  - Combi carcasses must be equipped with front/side panels/cover boards.

- Please note:**
- depth 67 cm cannot be wall-hung

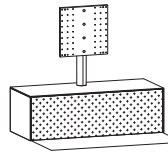
- Depth 37/50/67 cm
- Depth 37/50 cm
- Depth 50/67 cm



- Note:**
- without bottom plate. Order separately.
  - without illumination. Order separately.

width in cm →	80	100	120	140	160
↓ height in cm					

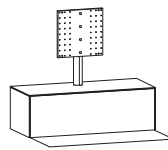
rotating TV-column - with acoustic flap



1/2 R 19,2 cm	●	●	●	●	●
1 R 38,4 cm	●	●	●	●	●

- Note:**
- incl. horizontal cable duct.
  - incl. front with lacquered acoustic grid
  - incl. cut-out for rotating TV-column.
  - without turning column. Order separately.

rotating TV-column - with flap door



1/2 R 19,2 cm	●	●	●	●	●
1 R 38,4 cm	●	●	●	●	●







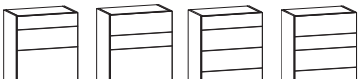




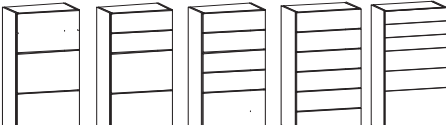
- Note:**
- incl. horizontal cable duct.
  - without flap door. Please order separately.
  - incl. cut-out for rotating TV-column.
  - without turning column. Order separately.



- Depth 37/50/67 cm
- Depth 37/50 cm

width in cm →	40	50	60	80	100	120	140	160
↓ height in cm								

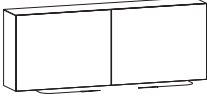
## Chests of drawers

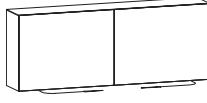
	* 1/3 R 12,8 cm	●	●	●	●	●	●	●
	1/2 R 19,2 cm	●	●	●	●	●	●	●
	* 2/3 R 25,6 cm	●	●	●	●	●	●	●
	1 R 38,4 cm	●	●	●	●	●	●	●
	* 1 + 1/3 R 51,2 cm	○	○	○	○	○		○
	1 1/2 R 57,6 cm	●	●	●	●	●		●
	* 1 1/2 + 1/3 R 70,4 cm	○	○	○	○	○		○
	2 R 76,8 cm	●	●	●	●	●		●
	* 2 + 1/3 R 89,6 cm	○	○	○	○	○		○
	2 1/2 R 96,0 cm	●	●	●	●	●		●
	* 2 1/2 + 1/3 R 108,8 cm	○	○	○	○	○		○
	* 3 R 115,2 cm	●	●	●	●	●		●

## Please note:

- \* SWAP OPTION NOT POSSIBLE.
- Carcases in width 140 and 160 cm have a middle cheek.
- Drawers are divided in the middle and open simultaneously.
- Chests of drawers must be equipped with front/side panels/cover boards.
- Drawer division not possible in combination with low drawers (\*).
- depth 67 cm cannot be wall-hung



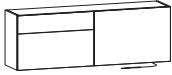
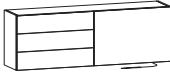
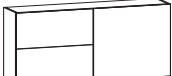



○ Depth 37/50 cm

	width in cm →	160	200	240
	height in cm ↓			
<b>Coplanar sliding door cabinet</b>				
<b>with 1 middle cheek</b>				
	<b>1 1/2 R</b> 57,6 cm	<input type="checkbox"/>	<input type="checkbox"/>	<input type="checkbox"/>
	<b>2 R</b> 76,8 cm	<input type="checkbox"/>	<input type="checkbox"/>	<input type="checkbox"/>
	<b>2 1/2 R</b> 96,0 cm	<input type="checkbox"/>	<input type="checkbox"/>	<input type="checkbox"/>

	width in cm →	160	200	240
	height in cm ↓			
<b>Coplanar sliding door cabinet</b>				
<b>with 3 middle cheeks</b>				
	<b>1 1/2 R</b> 57,6 cm		<input type="checkbox"/>	<input type="checkbox"/>
	<b>2 R</b> 76,8 cm		<input type="checkbox"/>	<input type="checkbox"/>
	<b>2 1/2 R</b> 96,0 cm		<input type="checkbox"/>	<input type="checkbox"/>

**Coplanar sliding door cabinets with drawers**

Door LEFT or RIGHT: please indicate

				
<b>with 1 middle cheek</b>				
		<b>1 1/2 R</b> 1 1/2 R	<input type="checkbox"/>	<input type="checkbox"/>
		<b>2 R</b> 2 R	<input type="checkbox"/>	<input type="checkbox"/>
		<b>2 1/2 R</b> 2 1/2 R	<input type="checkbox"/>	<input type="checkbox"/>

**Note:**

- Coplanar sliding door cabinets must be equipped with front/side panels/cover boards.
- Coplanar sliding door cabinets cannot be stacked.
- Plinth frame and base frame are not possible.
- Pedestal is not possible in depth 36.

PRODUCT INFORMATION

Rack carcasses - depth 37 and 50 cm

width ↓ height →	40 cm	50 cm	60 cm	80 cm	100 cm	120 cm	140 cm	160 cm
<b>1/3 R</b> 12,8 cm								
<b>1/2 R</b> 19,2 cm								
<b>1 R</b> 38,4 cm								
<b>1 1/2 R</b> 57,6 cm								
<b>2 R</b> 76,8 cm								
<b>96,0</b> 96,0 cm								
<b>3 R</b> 115,2 cm								
<b>3 1/2 R</b> 134,4 cm								

Note:

- rack carcass always incl. shelves
- rack carcasses must be equipped with side panels and cover boards.
- black marked shelves are glued (fix)!
- In case of high load all possible (vertical) shelves must be used!

Overview - possible positions of additional vertical shelves

width ↓ height →	40 cm	50 cm	60 cm	80 cm	100 cm	120 cm	140 cm	160 cm
<b>1/3 R</b> 12,8 cm								
<b>1/2 R</b> 19,2 cm								
<b>1 R</b> 38,4 cm								
<b>1 1/2 R</b> 57,6 cm								
<b>2 R</b> 76,8 cm								
<b>2 1/2 R</b> 96,0 cm								
<b>3 R</b> 115,2 cm								
<b>3 1/2 R</b> 134,4 cm								

# PRODUCT INFORMATION

## SOMA living

—

08.2021

Recommended retail prices.  
Excluding delivery/assembly.  
All previous lists are no longer  
valid.

Development and design:  
Kettmaker-Team  
All models and names  
registered.  
All rights by  
Wolfgang Kettmaker  
We reserve the right  
to change  
technical details,  
especially for  
product improvement.  
Errors excepted.  
Stand 30.06.2021

Kettmaker GmbH & Co.KG  
Manufaktur für Möbel

Bussenstraße 30  
88525 Dürmentingen  
Deutschland

Tel. +49 (0) 7371 95 93-0  
Fax +49 (0) 7371 95 93-20  
[www.kettmaker.com](http://www.kettmaker.com)  
[info@kettmaker.com](mailto:info@kettmaker.com)