

PRODUCT INFORMATION

ALEA living

–

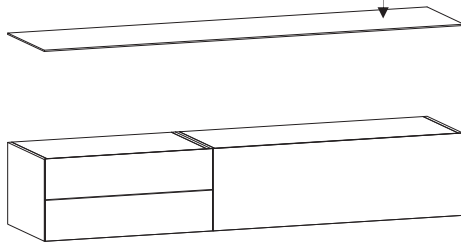
08.2021

Kettner

DETAILS

example width 200 cm (left to right):
 1x chest with 2 drawers
 1x flap chest

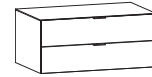
cover board
 always necessary,
 also in stacked combinations.



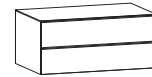
HANDLES

without handle

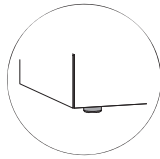
short handle horizontal



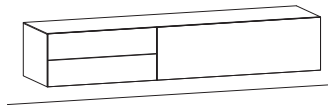
handle bar horizontal



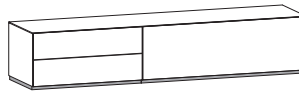
black gliders
 (standard)
 height 2,5 cm



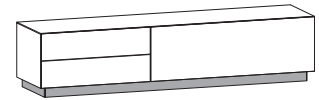
version (surcharge)



suspended



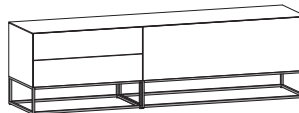
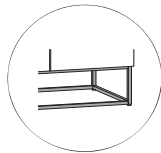
plinth board
 height 3,6 cm
 per carcass



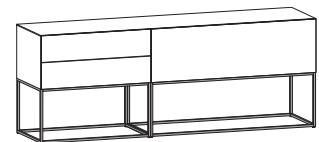
plinth frame
 height 7,0 cm
 continuous

plinth

base frame
 per carcass OR
 continuous
 max. 2 carcasses side by side
 per base frame

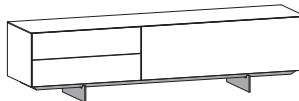
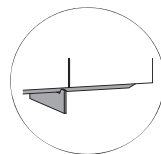


height 19,9 cm



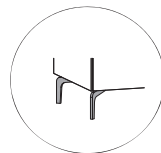
height 39,1 cm

pedestal
 with cheeks



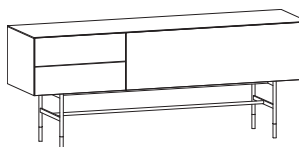
height 13,5 cm

foot angled
 Only possible for single chests of 120 cm width/
 134 cm height!



height 13,6 cm

Round pipe stand
 only available in depth 52 cm!
 only available in carcass width 120/180/240 cm
 2 carcasses max per round pipe stand!
Special measure not possible!



height 38,0 cm

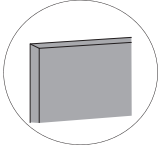
PANELS

PANEL SYSTEM 90

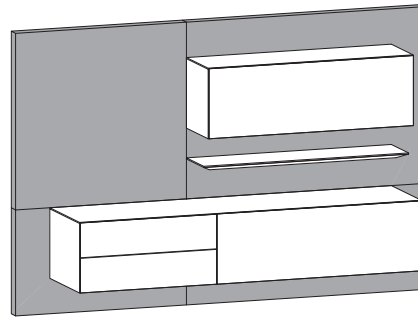
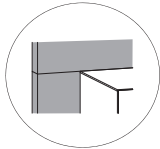
with aluminium installation frame
total depth 9 cm

- for hanging carcasses, TV and wall shelves
(note: carcasses need wall mounting kit)
- panels can be placed next to each other
or on top of each other
- cables can be guided behind the panel system
- Optional backside illumination LED Multiwhite 3
or RGB, with remote control.

edges
miter joint



carcase
fixed to panel



width: 100 - 280 cm
height: 58 - 173 cm

LARGE-AREA PANEL

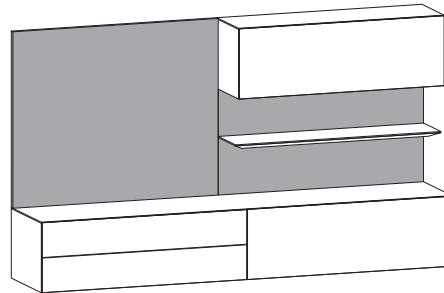
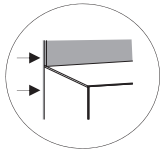
for wall decoration
fixation with installation strips
total depth 5 cm

- **Carcasses cannot be fixed to large-area panels (for constructive reasons).**
- Wallboards and TV's can be fixed to large-area panels.
- cables can be guided behind the large-area panel:
- Optional backside illumination LED Multiwhite 3
or RGB, with remote control.

large-area panel
sitting on carcass



back side illumination
continuous



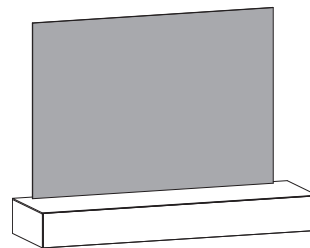
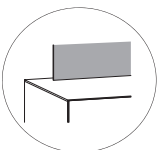
width: 40 - 280 cm
height: 58 - 115 cm

TV PANEL

especially developed for hanging TV
edges beveled to the back
depth 5 cm

- **Only suitable for hanging TV**
- cables can be guided behind the panel
- Optional backside illumination LED Multiwhite 3
or RGB, with remote control.

tv panel
sitting on carcass



width: 120 - 160 cm
height: 77 - 96 cm

REMARKS

CABLEDUCTING

For carcasses with multimedia and hifi appliances we offer a convenient solution for cableducting.
In combination with cable ducting the flap doors come with hidden ventilation slots.
This provides additional aeration and deaeration inside the carcase.

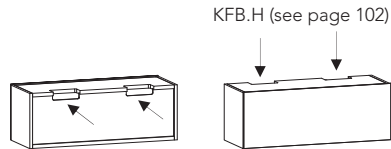
**CABLEDUCTING AND AERATION
for single carcasses**
Cutout in the rearwall and in top of carcase

position: center (with carcase width 50 - 80 cm)

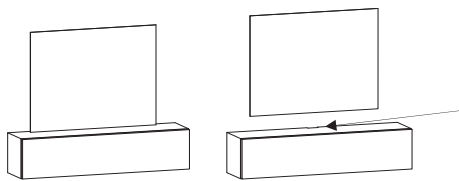
position: top left and right (with carcase width 100 - 160 cm)

For cableducting to the back, cutout 18,1 x 4,0 cm

For cableducting to the top (visible) cutout 18,1 x 7,2 cm

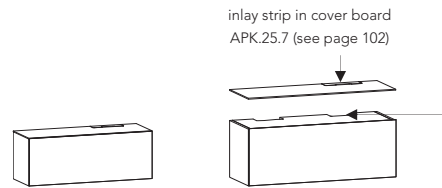


Example:
in connection with panel on top of carcase



cutout
in TOP
of carcase
KFB.H (see page 102)
and cover board
KABLA (see page 102)

Example:
in connection with cover board 0,6 cm and inlay stripe:



cutout
in TOP
of carcase
KFB.H (see page 102)

FURTHER CUTOUTS ARE POSSIBLE:
**CABLEDUCTING TO THE SIDE
into left or right adjacent carcase**
Cutout in side of carcase

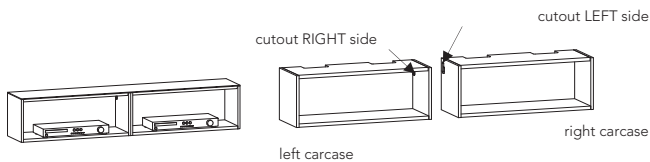
position: top rear left or/and right!

cutout: 8 x 4 cm



Example:
adjacent carcase

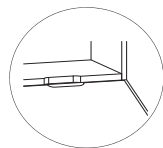
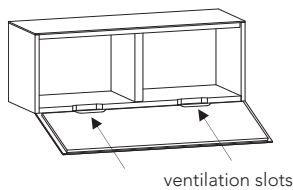
each carcase requires own cableducting. KFB.H (see page 102)


Note:

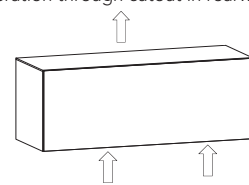
The standard cableducting and aeration includes a cutout in the rearwall and the top of the carcasses.
Additional cableductings (cutouts to the left/right side) to be indicated.

AERATION AND DEAERATION

In combination with cable ducting (KFB.H) the flap doors come with hidden ventilation slots.



deaeration through cutout in rearwall



aeration through ventilation slots

REMARKS

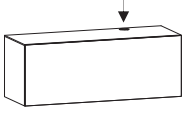
CABLEPASSAGE ROUND

For cableducting to the top we offer a round cablepassage (diameter 6,0 cm).

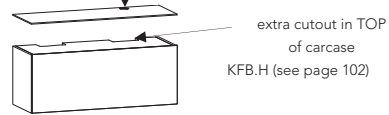
KDR (see page 102)



Example:
in top of carcase AND in cover board



cablpassage ROUND
KDR (see page 102)

**Note:**

ONLY possible in combination with cableducting and aeration (KFB.H)

width in cm →	30	40	50	60	80	100	120	140	160
↓ height in cm									

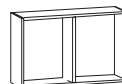
width in cm →	60	80	100	120	140	160
↓ height in cm						

carcases - without middle cheek



1/2 R 18,6 cm		●	●	●	●	●	●		
1 R 37,8 cm	●	●	●	●	●	●	●		
1 1/2 R 57,0 cm	●	●	●	●	●	●	●		
2 R 76,2 cm	●	●	●	●	●	●	●		
2 1/2 R 95,4 cm	●	●	●	●	●	●	●		
3 R 114,6 cm	●	●	●	●	●	●	●		
3 1/2 R 133,8 cm	●	●	●	●					
4 R 153,0 cm	●	●	●	●					
4 1/2 R 172,2 cm	●	●	●	●					
5 R 191,4 cm	●	●	●	●					
5 1/2 R 210,6 cm	●	●	●	●					
6 R 229,8 cm	●	●	●	●					

carcases - with middle cheek



1/2 R 18,6 cm			●	●	●	●		
1 R 37,8 cm			●	●	●	●		
1 1/2 R 57,0 cm			●	●		●		
2 R 76,2 cm			●	●		●		
2 1/2 R 95,4 cm			●	●		●		
3 R 114,6 cm			●	●		●		

Note carcases with middle cheek:
- ONLY continuous flaps and double doors!

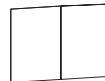
Note:
- cover boards always necessary, also in stacked combinations.

Hinged doors
1 door



1 R 37,8 cm	●	●	●	●				
1 1/2 R 57,3 cm	●	●	●	●				
2 R 76,5 cm	●	●	●	●				
2 1/2 R 95,7 cm	●	●	●	●				
3 R 114,9 cm	●	●	●	●				
3 1/2 R 134,1 cm	●	●	●	●				
4 R 153,3 cm	●	●	●	●				
4 1/2 R 172,5 cm	●	●	●	●				
5 R 191,7 cm	●	●	●	●				
5 1/2 R 210,9 cm	●	●	●	●				
6 R 230,1 cm	●	●	●	●				

2 doors



1 R 37,8 cm	●	●	●	●			
1 1/2 R 57,3 cm	●	●	●	●			
2 R 76,5 cm	●	●	●	●			
2 1/2 R 95,7 cm	●	●	●	●			
3 R 114,9 cm	●	●	●	●			
3 1/2 R 134,1 cm	●						


Note:
- double doors have the handle on the right door

Glass doors
1 door



1 1/2 R 57,3 cm	●	●	●	●				
2 R 76,5 cm	●	●	●	●				
2 1/2 R 95,7 cm	●	●	●	●				
3 R 114,9 cm	●	●	●	●				
3 1/2 R 134,1 cm	●	●	●	●				

2 doors



1 1/2 R 57,3 cm	●	●	●	●			
2 R 76,5 cm	●	●	●	●			
2 1/2 R 95,7 cm	●	●	●	●			
3 R 114,9 cm	●	●	●	●			
3 1/2 R 134,1 cm	●						

Flaps



1/2 R 18,6 cm		●	●	●	●	●	●	●
1 R 37,8 cm		●	●	●	●	●	●	●
1 1/2 R 57,0 cm		●	●	●	●	●		

Drawers



1/2 R 18,6 cm	○	●	●	●	●	●	●	●
1 R 37,8 cm	○	●	●	●	●	●	●	●

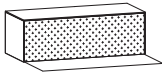
Note:
- Push-to-open as standard
- Horizontal handles/handle bars are also possible

PRODUCT INFORMATION

width in cm →	30	40	50	60	80	100	120	140	160
↓ height in cm									

width in cm →	80	100	120	140	160
↓ height in cm					

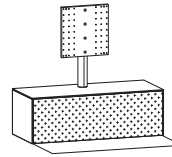
acoustic carcasses with acoustic flap



1/2 R 18,6 cm	●	●	●	●	●	●	●	●	●
1 R 37,8 cm	●	●	●	●	●	●	●	●	●
1 1/2 R 57,0 cm		●	●						

- Note:**
- incl. horizontal cable duct.
 - incl. front with lacquered acoustic grid.

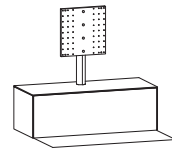
rotating TV-column - with acoustic flap



1/2 R 18,6 cm	●	●	●	●	●
1 R 37,8 cm	●	●	●	●	●

- Note:**
- incl. horizontal cable duct.
 - incl. front with lacquered acoustic grid
 - incl. cut-out for rotating TV-column.
 - without turning column. Pl. order separately.

rotating TV-column - with flap door



1/2 R 18,6 cm	●	●	●	●	●
1 R 37,8 cm	●	●	●	●	●

- Note:**
- incl. horizontal cable duct.
 - without flap door. Please order separately.
 - incl. cut-out for rotating TV-column.
 - without turning column. Pl. order separately.

width in cm →	120	150	160
↓ height in cm			

TV-carcase



2 1/2 R 96,0 cm	○	○	○
3 R 115,2 cm	○	○	○

- Note:**
- incl. reinforced rear wall, for installation of TV, cable ducting behind rear wall.
 - Incl. wedges. Wall installation obligatory. Room divider finish not possible.

Please note:
 - depth 66 cm cannot be wall-hung

PRODUCT INFORMATION

Rack carcasses incl. shelves - depth 30, 36 and 49 cm

width → height ↓	30 cm	40 cm	50 cm	60 cm	80 cm	100 cm	120 cm	140 cm	160 cm
1/2 R 19,2 cm									
1 R 38,4 cm									
1 1/2 R 57,6 cm									
2 R 76,8 cm									
2 1/2 R 96,0 cm									
3 R 115,2 cm									
3 1/2 R 134,4 cm					*	*			
4 R 153,6 cm					*	*			
4 1/2 R 172,8 cm					*	*			
5 R 192,0 cm					*	*			
5 1/2 R 211,2 cm					*	*			
6 R 230,4 cm					*	*			

Note:

- cover boards not possible
- *** wall installation not possible**
- carcass always incl. shelves
- **black marked shelves are glued (fix)!**
- **In case of high load all possible (horizontal) shelves must be used!**

PRODUCT INFORMATION

Overview - possible positions of additional vertical shelves

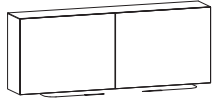
width → height ↓	30 cm	40 cm	50 cm	60 cm	80 cm	100 cm	120 cm	140 cm	160 cm
1/2 R 19,2 cm									
1 R 38,4 cm									
1 1/2 R 57,6 cm									
2 R 76,8 cm									
2 1/2 R 96,0 cm									
3 R 115,2 cm									
3 1/2 R 134,4 cm									
4 R 153,6 cm									
4 1/2 R 172,8 cm									
5 R 192,0 cm									
5 1/2 R 211,2 cm									
6 R 230,4 cm									

PRODUCT INFORMATION

width in cm → 160 | 200 | 240
 ↓ height in cm

Coplanar sliding door cabinet

with 1 middle cheek



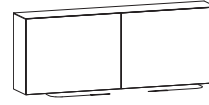
	160	200	240
1 1/2 R 57,0 cm	○	○	○
2 R 76,2 cm	○	○	○
2 1/2 R 95,4 cm	○	○	○
3 R 114,6 cm	○	○	○

Note:

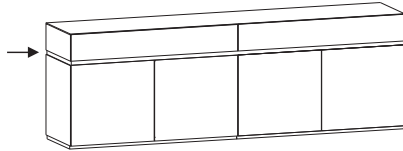
- Cover boards always necessary.
- Coplanar sliding door cabinets cannot be stacked.
- Plinth frame and base frame are not possible.
- Pedestal is not possible in depth 36.

width in cm → 160 | 200 | 240
 ↓ height in cm

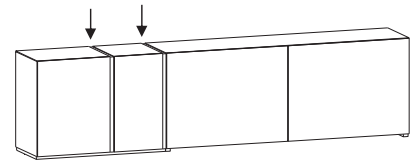
with 3 middle cheeks



	160	200	240
1 1/2 R 57,0 cm		○	○
2 R 76,2 cm		○	○
2 1/2 R 95,4 cm		○	○
3 R 114,6 cm		○	○

Intermediate shelf
horizontal

Widths: 30 - 360 cm
 Depths: 29 and 35 cm
 Heights: 3,2 cm

Intermediate shelf
vertical

Widths: 3,2 cm
 Depths: 29 and 35 cm
 Heights: 0,5 - 3,5 raster

PRODUCT INFORMATION

ALEA living

—

08.2021

Recommended retail prices.
Excluding delivery/assembly.
All previous lists are no longer
valid.

Development and design:
Kettmaker-Team
All models and names
registered.
All rights by
Wolfgang Kettmaker
We reserve the right
to change
technical details,
especially for
product improvement.
Errors excepted.
Stand 30.06.2021

Kettmaker GmbH & Co.KG
Manufaktur für Möbel

Bussenstraße 30
88525 Dürmentingen
Deutschland

Tel. +49 (0) 7371 95 93-0
Fax +49 (0) 7371 95 93-20
www.kettmaker.com
info@kettmaker.com