

PRODUCT INFORMATION

VITA

–

08.2021

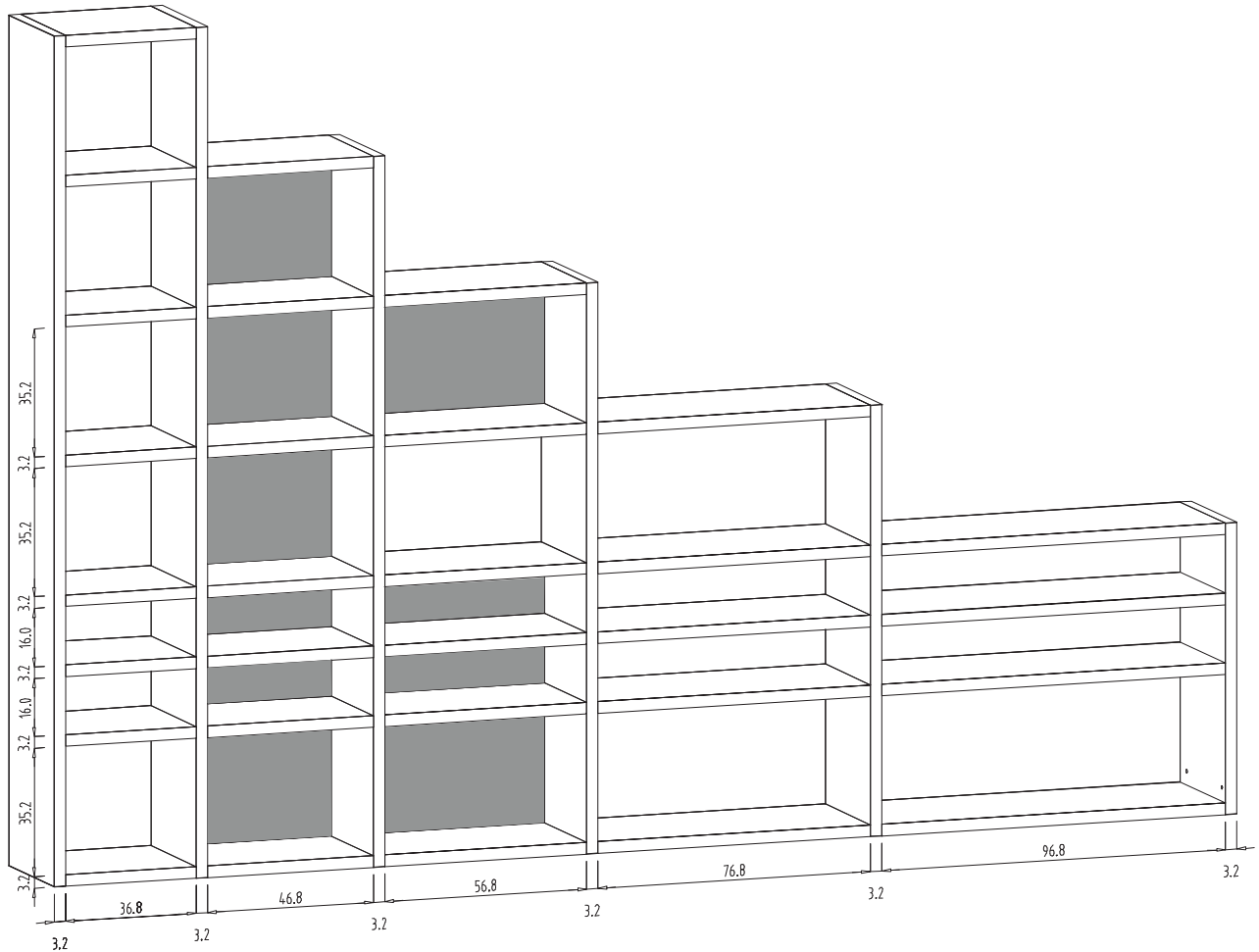
Kettner

POSSIBILITIES

OPEN SHELF

VERTICAL PLANNING - CONTINUOUS VERTICAL SHELVES

examples for dimensions of vertical shelves



vertical shelves:

- lateral vertical shelves left and right always continuous
- height adjustment (+2,5cm) integrated in vertical shelves

horizontal shelves:

- widths from 26,8cm to max. 356,8cm in steps of 10cm

height of vertical shelf:

1.0 R:	42,1cm
1.5 R:	63,1cm
2.0 R:	80,5cm
2.5 R:	99,7cm
3.0 R:	118,9cm
3.5 R:	138,1cm
4.0 R:	157,3cm
4.5 R:	176,5cm
5.0 R:	195,7cm
5.5 R:	214,9cm
6.0 R:	234,1cm
6.5 R:	253,3cm
7.0 R:	272,5cm

load of shelves depends on shelf width

see chart

horizontal shelf

thickness 3,2cm	
width	load
up to 80cm	max. 40kg
up to 100cm	max. 25kg
up to 120cm	max. 12kg
up to 140cm	max. 8kg
up to 160cm	max. 5kg

thickness 1,3cm	
width	load
up to 40cm	12kg
up to 60cm	8kg

depth of vertical shelf:

- 29cm
- 35cm
- 48cm
- 65 cm

rear walls:

- can be planned without rear walls (except depth 65)
- can be planned with continuous rear walls
- can be planned with divided rear walls (between horizontal shelves)
- can be planned with rear walls that are set forward (for cableducting)
- behind fronts a rear wall is obligatory (exception: acoustic flap)
- wall-mounted: recomm. rear wall (distance to wall 4 mm)
- behind sliding doors no room divider rear wall possible!

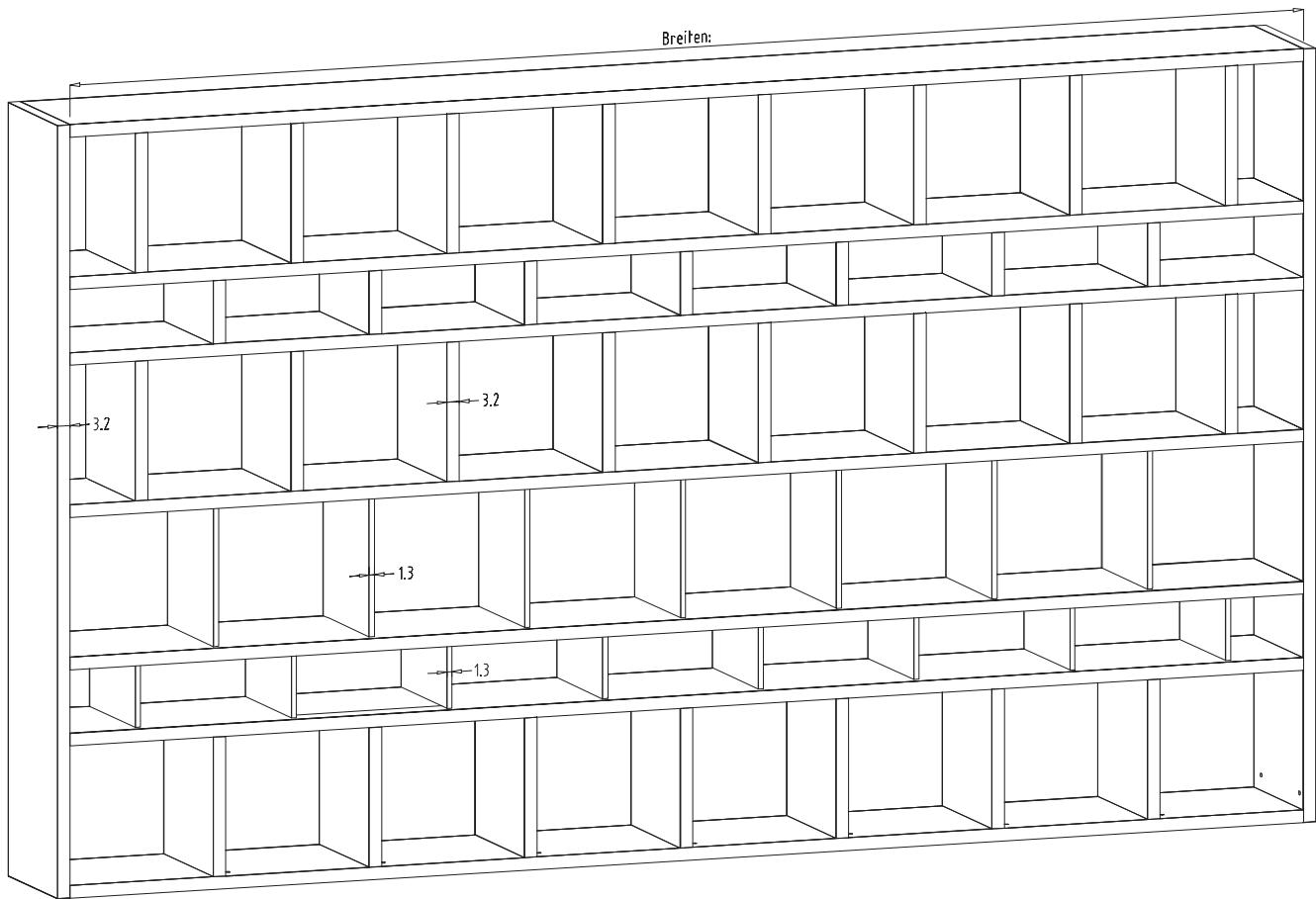
thickness of vertical shelf:

- 3,2cm

POSSIBILITIES

OPEN SHELF

HORIZONTAL PLANNING - CONTINUOUS HORIZONTAL SHELVES

**intermediary vertical shelves:**

- always between horizontal shelves
- can be planned with or without rear wall (except depth 65!)
- positioning in steps of 10cm or independently placeable

DETAILS

MOUNTING OPTIONS

SHELF WITH DOORS, FLAPS, DRAWERS, SLIDING DOORS AND TV-PANEL

VIEW - WITHOUT FRONT

Behind front (exception: acoustic flap) rear wall necessary

horizontal compartment shelves:

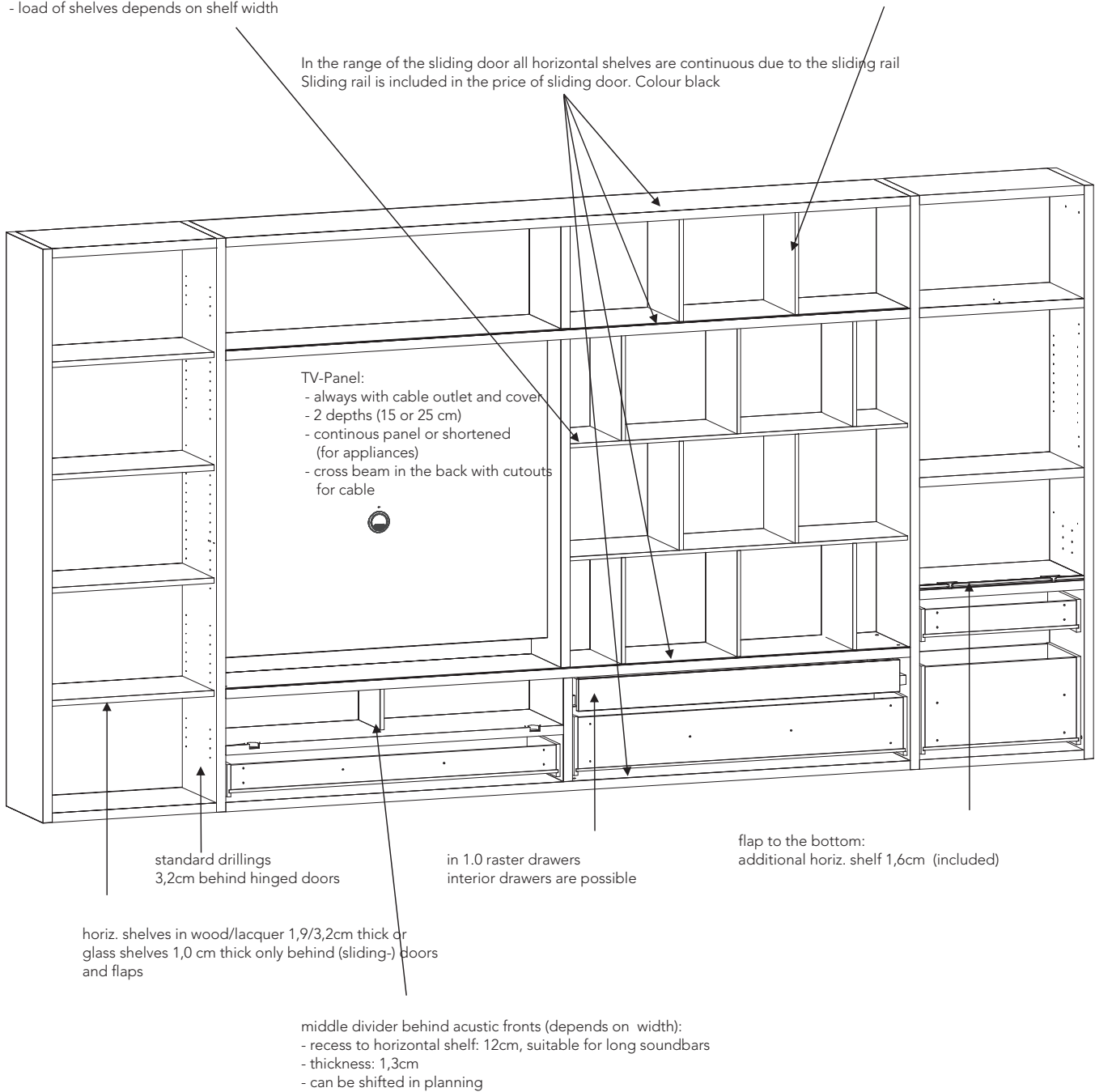
- thickness 1,3cm
- widths from 36,8cm to 176,8cm in 10cm steps
- recess to the front of shelf 2,5cm
- can be planned with or without rear wall
- positioning in standard raster heights or independently placeable
- load of shelves depends on shelf width

vertical compartment shelves:

- thickness 1,3cm
- recess to the front of shelf 2,5cm
flush with horizontal compartment shelf
- heights: 0.5 or 1.0 raster
- positioning every 5cm or independently placeable

In the range of the sliding door all horizontal shelves are continuous due to the sliding rail
Sliding rail is included in the price of sliding door. Colour black

TV-Panel:
- always with cable outlet and cover
- 2 depths (15 or 25 cm)
- continuous panel or shortened
(for appliances)
- cross beam in the back with cutouts
for cable

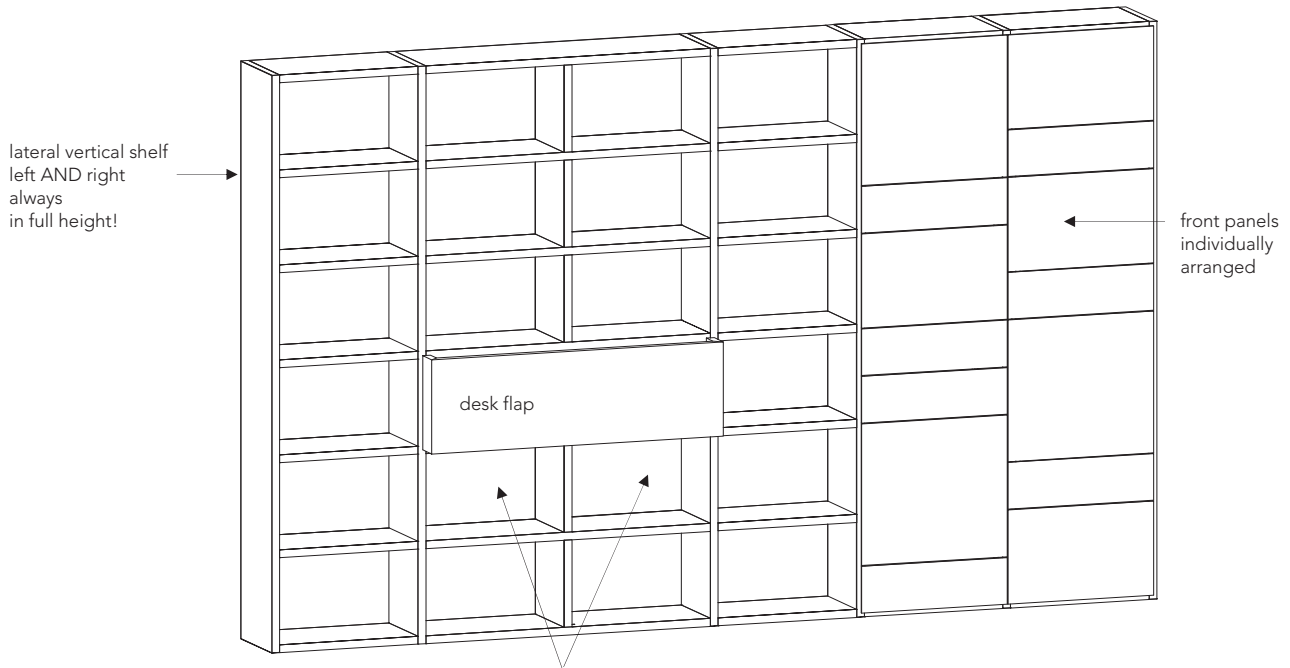


For installation at least 1 cm space in width and height must be considered.
At least 3.5 cm in height for room dividers.

MOUNTING OPTIONS

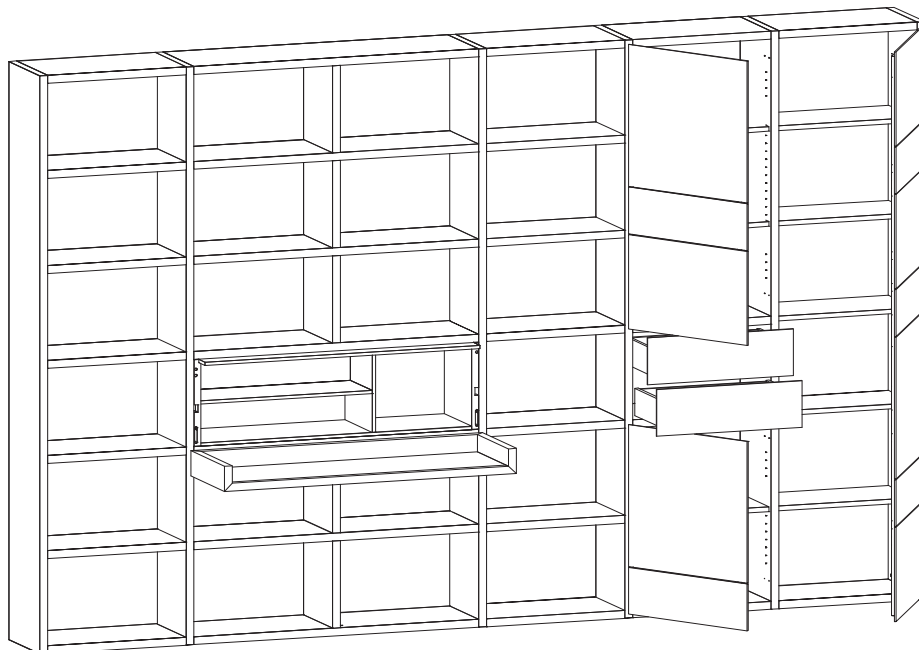
SHELF WITH DOORS, FLAPS, DRAWERS AND DESK FLAP

VIEW - FRONT CLOSED



Note: no fronts possible under bar/desk flap!

VIEW - FRONT OPENED

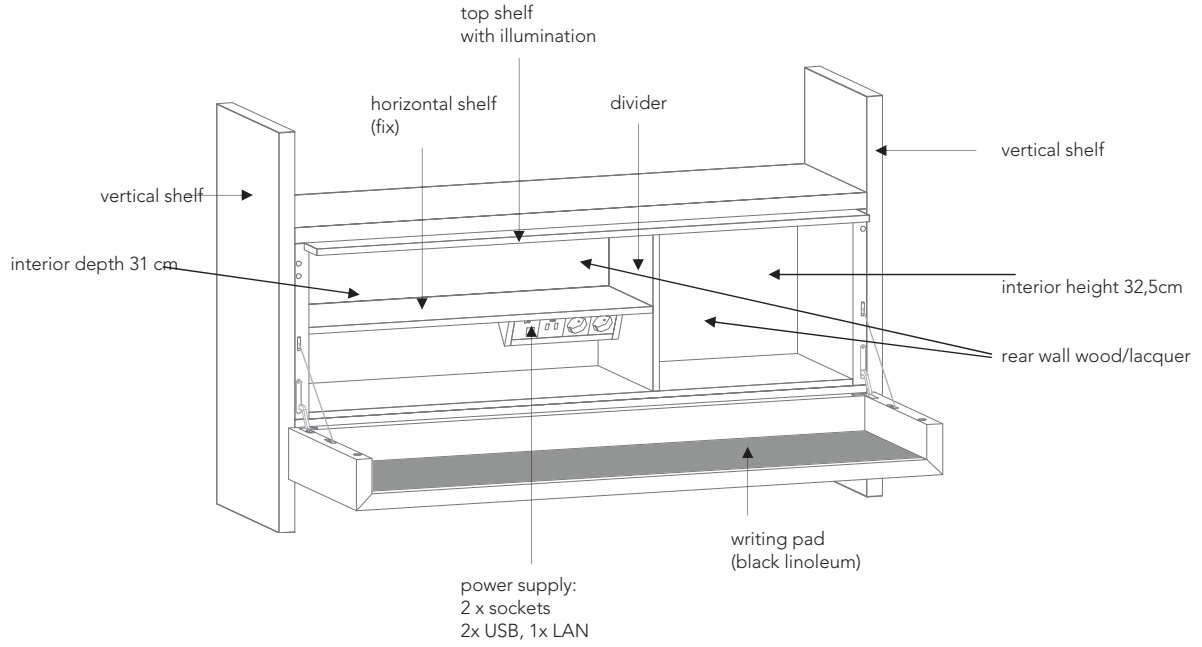


MOUNTING OPTIONS

DESK FLAP / BAR FLAP IN SHELF

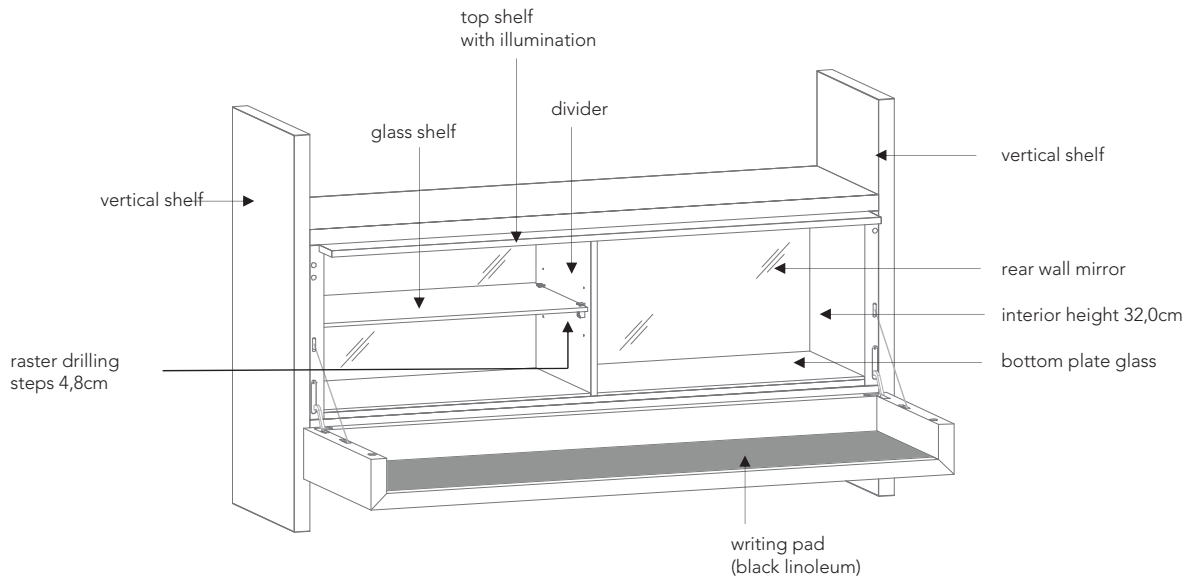
DESK FLAP

installation between 2 vertical and 2 horizontal shelves

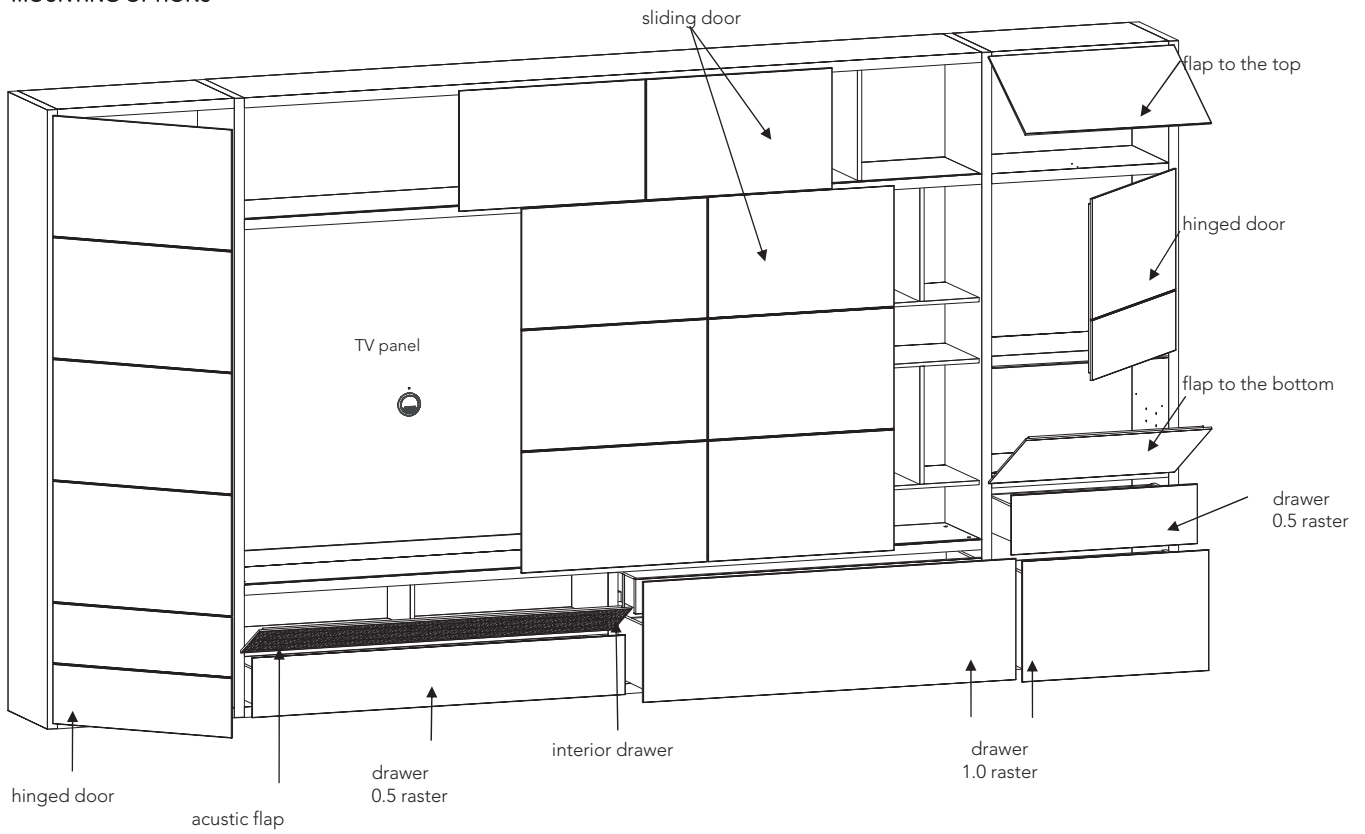


build-in carcass with BAR FLAP with fix interior

installation between 2 vertical and 2 horizontal shelves

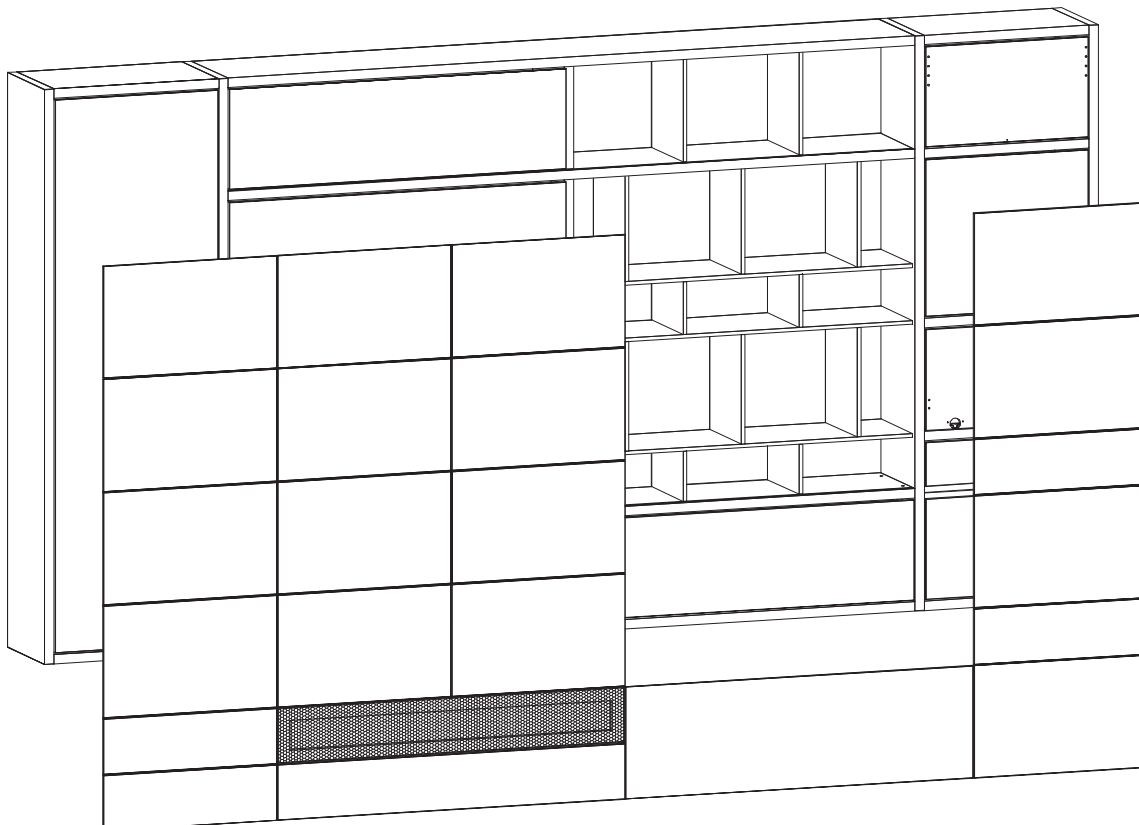


MOUNTING OPTIONS



note:
 - cover board not possible
 - max. length of sliding rail 360 cm

fronts:
 - additional front panels necessary
 - always push-to-open, handles not possible
 - front panels on base plate can be continuous or divided
 - swap option not possible

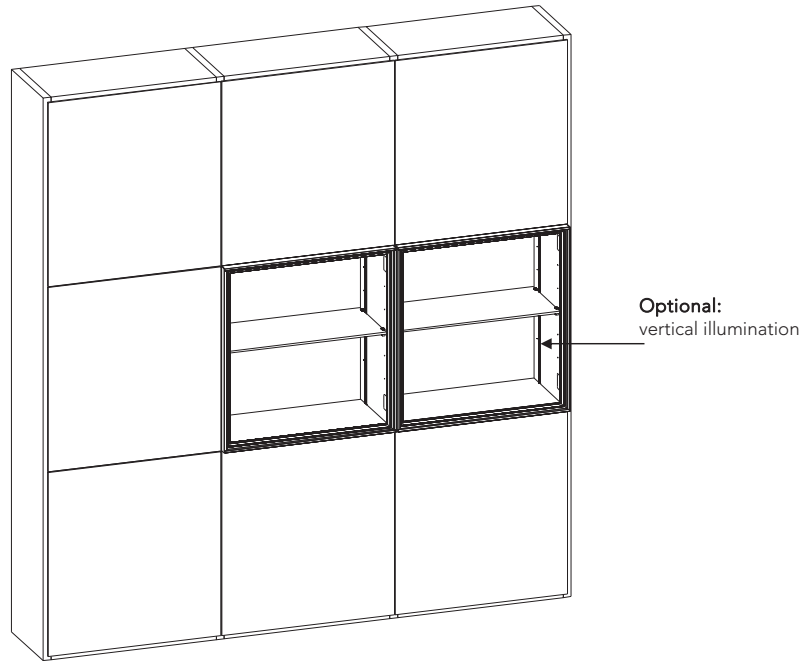


DETAILS

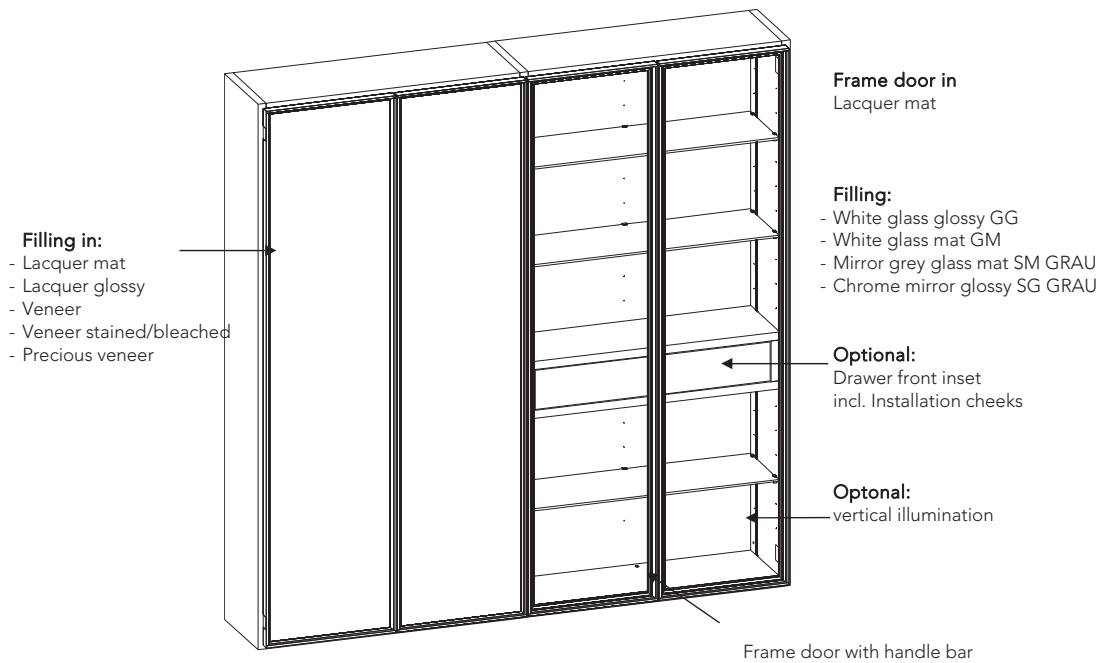
MOUNTING OPTIONS

FRAME DOORS

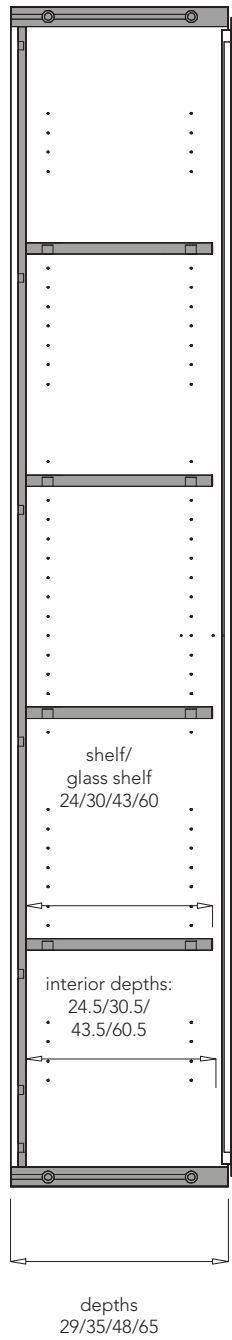
Frame doors combined with standard front panels



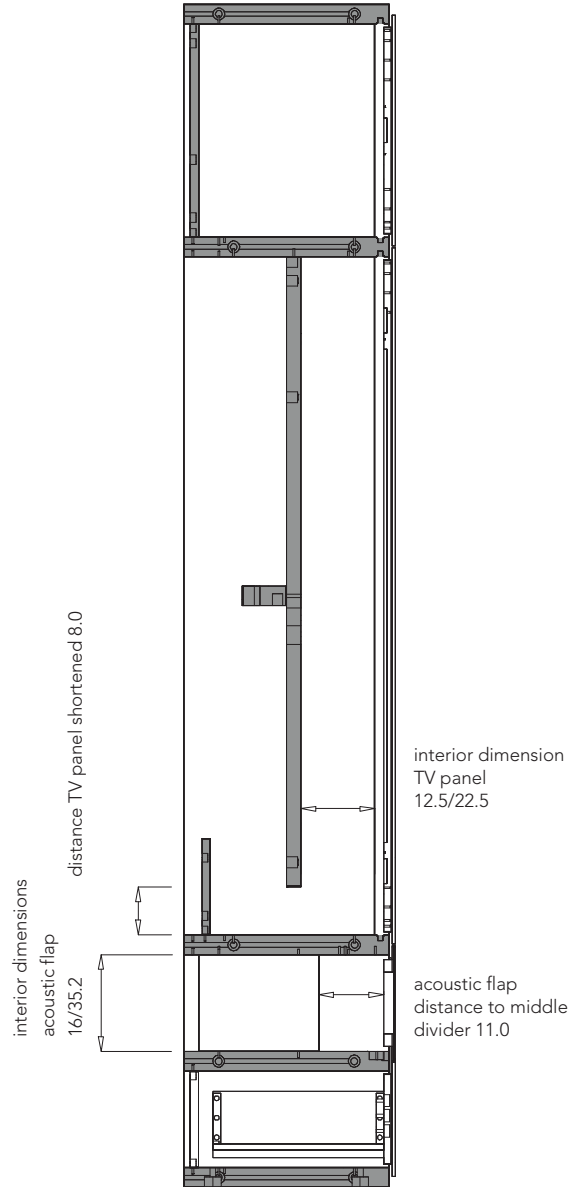
Frame doors continuous



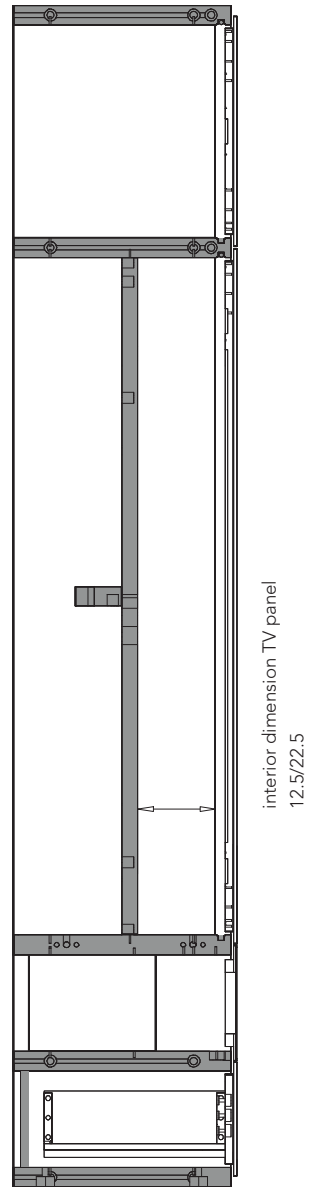
Section hinged door




Section TV panel shortened





Section TV panel continuous




● Depth 29/35/48/65 cm

	width in cm →	3,2	30 - 360 cm in 10 cm steps
	↓ height in cm		
horizontal shelves			●
	3,2 cm		


vertical shelves			
			
1/2 R	19,2 cm	●	
1 R	38,4 cm	●	
1 1/2 R	57,6 cm	●	
2 R	76,8 cm	●	
2 1/2 R	96,0 cm	●	
3 R	115,2 cm	●	
3 1/2 R	134,4 cm	●	
4 R	153,6 cm	●	
4 1/2 R	172,8 cm	●	
5 R	192,0 cm	●	
5 1/2 R	211,2 cm	●	
6 R	230,4 cm	●	
6 1/2 R	249,6 cm	●	
7 R	268,8 cm	●	

	width in cm →	1,3	30	40	50	60	70	80	90	100	110	120	130	140	150	160	180
	↓ height in cm																
horizontal compartment shelves			●	●	●	●	●	●	●	●	●	●	●	●	●	●	●
	1,3 cm																
side panels																	
	1/2 R		●														
	1 R		●														
	19,2 cm																
	38,4 cm																

	width in cm →		30	40	50	60	70	80	100	120	140	150	160	180	200	220	240	260	280
	↓ height in cm																		
rear walls																			
																			
	1/2 R		●	●	●	●	●	●	●	●	●	●	●	●	●	●	●	●	●
	1 R		●	●	●	●	●	●	●	●	●	●	●	●	●	●	●	●	●
	1 1/2 R		●	●	●	●	●	●	●	●	●	●	●	●	●	●	●	●	●
	2 R		●	●	●	●	●	●	●	●	●	●	●	●	●	●	●	●	●
	2 1/2 R		●	●	●	●	●	●	●	●	●	●	●	●	●	●	●	●	●
	3 R		●	●	●	●	●	●	●	●	●	●	●	●	●	●	●	●	●
	115,2 cm																		
	3 1/2 R		●	●	●	●	●	●	●	●									
	134,4 cm																		
	4 R		●	●	●	●	●	●	●	●									
	153,6 cm																		
	4 1/2 R		●	●	●	●	●	●	●	●									
	172,8 cm																		
	5 R		●	●	●	●	●	●	●	●									
	192,0 cm																		
	5 1/2 R		●	●	●	●	●	●	●	●									
	211,2 cm																		
	6 R		●	●	●	●	●	●	●	●									
	230,4 cm																		
	6 1/2 R		●	●	●	●	●	●	●	●									
	249,6 cm																		
	7 R		●	●	●	●	●	●	●	●									
	268,8 cm																		

For depth 65 a rear wall is always required!

- Depth 29/35/48/65 cm
- Depth 35/48 cm


width in cm → height in cm ↓	for grid/vertical shelf height											
	30	40	50	60	70	80	100	120	140	160		
Hinged doors	1 door					0						
 1 R 38,4 cm	●	●	●	●	●	●	●	●				
1 1/2 R 57,6 cm	●	●	●	●	●	●	●	●				
2 R 76,8 cm	●	●	●	●	●	●	●	●				
2 1/2 R 96,0 cm	●	●	●	●	●	●	●	●	●*			
3 R 115,2 cm	●	●	●	●	●	●	●	●	●*			
3 1/2 R 134,4 cm	●	●	●	●	●	●	●	●				
4 R 153,6 cm	●	●	●	●	●	●	●	●				
4 1/2 R 172,8 cm	●	●	●	●	●	●	●	●				
5 R 192,0 cm	●	●	●	●	●	●	●	●				
5 1/2 R 211,2 cm	●	●	●	●	●	●	●	●				
6 R 230,4 cm	●	●	●	●	●	●	●	●				
6 1/2 R 249,6 cm	●	●	●	●	●	●	●	●				
7 R 268,8 cm	●	●	●	●	●	●	●	●				

Note:
- extra frontpanels necessary!
* pair of doors only possible for TV panel.

Flaps/acoustic flaps	1/2 R										
hinge at BOTTOM	19,2 cm	●	●	●	●	●	●	●	●	●	●
1 R	38,4 cm	●	●	●	●	●	●	●	●	●	●
hinge at TOP	1 R		●	●	●	●	●	●			
	38,4 cm										
Drawers	1/2 R	●	●	●	●	●	●	●	●	●	●
	19,2 cm										
1 R	38,4 cm	●	●	●	●	●	●	●	●	●	●
Flap carcass (bar/desk flap)	1 R						●	●	●		
	38,4 cm										

Note:
- extra frontpanels necessary!
(not for acoustic flaps)

Note:
- width 140 cm = 2 drawers with 70 cm
- width 160 cm = 2 drawers with 80 cm
- extra frontpanels necessary!

width in cm → height in cm ↓	for grid/vertical shelf height												
	30	40	50	60	70	80	90	100	120	140	150	160	180
Sliding doors													
 1 R 38,4 cm				●	●	●	●	●	●	●	●	●	●
1 1/2 R 57,6 cm				●	●	●	●	●	●	●	●	●	●
2 R 76,8 cm				●	●	●	●	●	●	●	●	●	●
2 1/2 R 96,0 cm				●	●	●	●	●	●	●	●	●	●
3 R 115,2 cm				●	●	●	●	●	●	●	●	●	●
3 1/2 R 134,4 cm				●	●	●	●	●					
4 R 153,6 cm				●	●	●	●	●					
4 1/2 R 172,8 cm				●	●	●	●	●					
5 R 192,0 cm				●	●	●	●	●					
5 1/2 R 211,2 cm				●	●	●	●	●					
6 R 230,4 cm				●	●	●	●	●					

Note:
- extra frontpanels necessary!
- Behind sliding doors no room divider rear wall possible!

● depth 29/35/48/65 cm

frame doors

	width in cm →							
	30	40	50	60	70	80	100	120
height in cm ↓								
for grid/vertical shelf height								
		1 door				2 doors		
1 1/2 R 57,6 cm	●	●	●	●	●	●	●	●
2 R 76,8 cm	●	●	●	●	●	●	●	●
2 1/2 R 96,0 cm	●	●	●	●	●	●	●	●
3 R 115,2 cm	●	●	●	●	●	●	●	●
3 1/2 R 134,4 cm	●	●	●	●	●	●	●	●
4 R 153,6 cm	●	●	●	●	●	●	●	●
4 1/2 R 172,8 cm	●	●	●	●	●	●	●	●
5 R 192,0 cm	●	●	●	●	●	●	●	●
5 1/2 R 211,2 cm	●	●	●	●	●	●	●	●
6 R 230,4 cm	●	●	●	●	●	●	●	●
6 1/2 R 249,6 cm	●	●	●	●	●	●	●	●
7 R 268,8 cm	●	●	●	●	●	●	●	●

front panels

	width in cm →										
	30	40	50	60	70	80	100	120	140	160	180
height in cm ↓											
1/2 R 19,2 cm	●	●	●	●	●	●	●	●	●	●	●
1 R 38,4 cm	●	●	●	●	●	●	●	●	●	●	●
1 1/2 R 57,6 cm	●	●	●	●	●	●	●	●	●	●	●
2 R 76,8 cm	●	●	●	●	●	●	●	●	●	●	●
2 1/2 R 96,0 cm	●	●	●	●	●	●	●	●	●	●	●
3 R 115,2 cm	●	●	●	●	●	●	●	●	●	●	●
3 1/2 R 134,4 cm	●	●	●	●	●	●	●				
4 R 153,6 cm	●	●	●	●	●	●	●				
4 1/2 R 172,8 cm	●	●	●	●	●	●	●				
5 R 192,0 cm	●	●	●	●	●	●	●				
5 1/2 R 211,2 cm	●	●	●	●	●	●	●				
6 R 230,4 cm	●	●	●	●	●	●	●				
6 1/2 R 249,6 cm	●	●	●	●	●	●	●				
7 R 268,8 cm	●	●	●	●	●	●	●				

TV panel continuous

	width in cm →			
	120	140	160	200
height in cm ↓				
2 1/2 R 96,0 cm	●	●	●	●
3 R 115,2 cm	●	●	●	●

TV panel shortened in height

	width in cm →			
	120	140	160	200
height in cm ↓				
2 1/2 R 96,0 cm	●*	●*	●*	●*
3 R 115,2 cm	●*	●*	●*	●*

* rear wall with height 0,5 R necessary!

PRODUCT INFORMATION

VITA

—

08.2021

Recommended retail prices.
Excluding delivery/assembly.
All previous lists are no longer
valid.

Development and design:
Kettmaker-Team
All models and names
registered.
All rights by
Wolfgang Kettmaker
We reserve the right
to change
technical details,
especially for
product improvement.
Errors excepted.
Stand 30.06.2021

Kettmaker GmbH & Co.KG
Manufaktur für Möbel

Bussenstraße 30
88525 Dürmentingen
Deutschland

Tel. +49 (0) 7371 95 93-0
Fax +49 (0) 7371 95 93-20
www.kettmaker.com
info@kettmaker.com