

PRODUCT INFORMATION

MIO

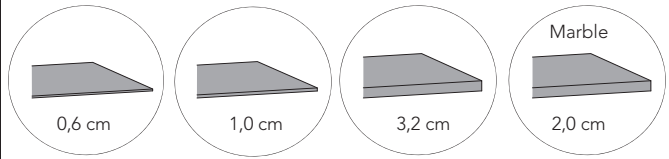
–

08.2021

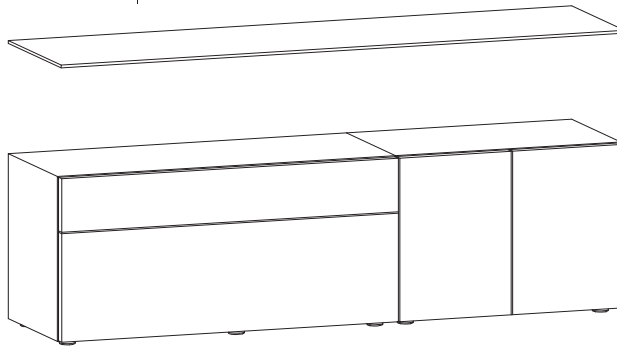
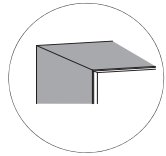
DETAILS

Example width 200 cm (from left to right)
1x chest with 2 drawers
1x cabinet with two doors

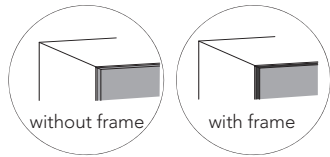
cover board optional (surcharge)
4 thicknesses are available



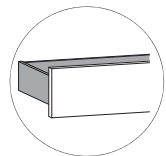
carcase mitered



front 3,2 cm thick outside

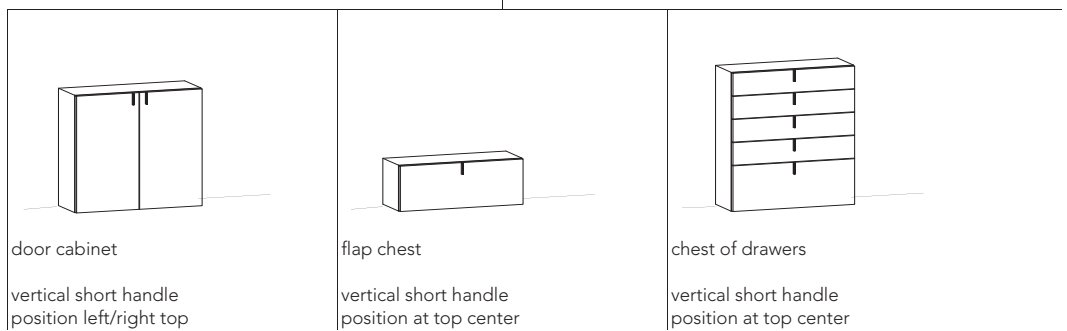
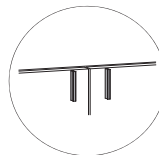


drawer frame
(standard: lacquer graphite)
alternatively available in all
Kettaker colours (surcharge).



handles quickout (standard)

vertical short handle



ASYMMETRIC DIVISION OF FRONTS.

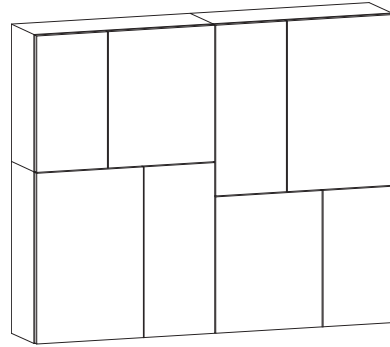
possible with 2-door cabinets without middle cheek.

pair of doors width 80 cm

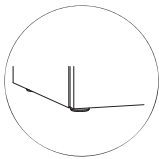
can be divided in 30/50 cm (40/40 cm standard)

pair of doors width 100 cm

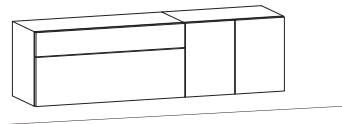
can be divided in 40/60 cm (50/50 cm standard)



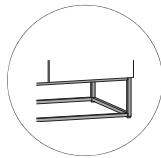
black gliders (standard)
height 2,0 cm



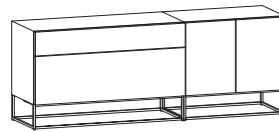
version (surcharge)



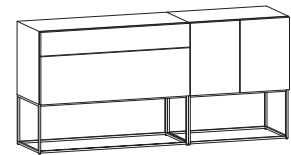
suspended



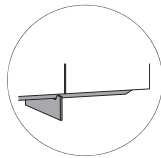
base frame



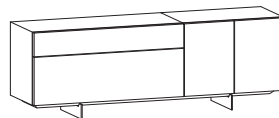
height 19,9 cm



height 39,1 cm

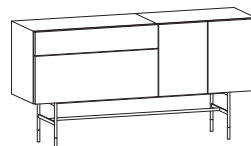


pedestal
with cheeks



height 13,5 cm

Round pipe stand



height 38,0 cm

only available in depth 52 cm!

only available in carcass width 120/180/240 cm

2 carcasses max per round pipe stand!

Special measure not possible!

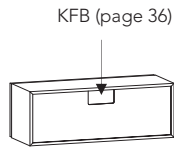
REMARKS

CABLEDUCTING

For carcasses with multimedia and hifi appliances we offer a convenient solution for cableducting. This provides additional aeration and deaeration inside the carcase.

CABLEDUCTING AND AERATION for single carcasses

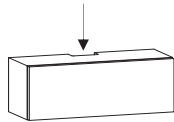
Cutout in rearwall
position: top center
cutout: 18 x 10 cm



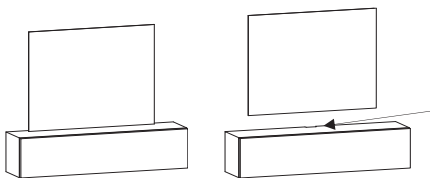
FURTHER CUTOUTS ARE POSSIBLE:

CABLEDUCTING TO THE TOP in combination with additional elements

Cutout in top of carcase
position: rear center

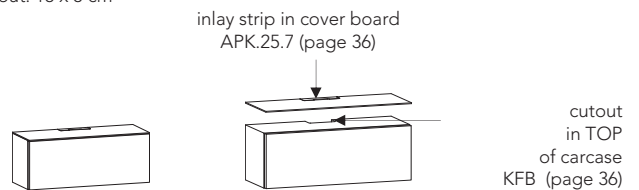


Example:
in connection with panel on top of carcase
cutout: 10 x 2,5 cm



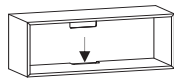
cutout in TOP of carcase
KFB (page 36)

Example:
in connection with cover board 0,6 cm and inlay stripe:
cutout: 18 x 8 cm

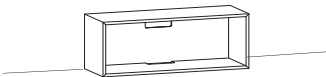


CABLEDUCTING TO THE BOTTOM

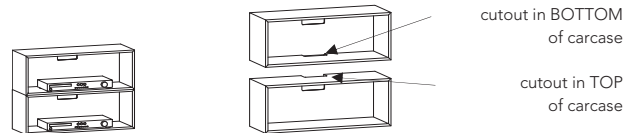
Cutout in bottom of carcase
position: rear bottom
cutout: 18 x 6 cm



Example:
floor socket

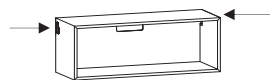


Example:
stacked carcasses
each carcase requires own cableducting. KFB (page 36)

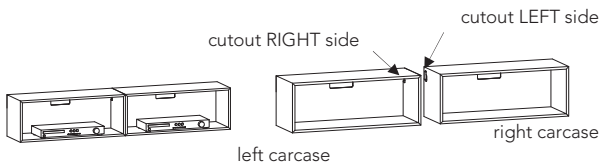


CABLEDUCTING TO THE SIDE into left or right adjacent carcase

Cutout in side of carcase
position: top rear center
cutout: 8 x 4 cm



Example:
adjacent carcase
each carcase requires own cableducting. KFB (page 36)

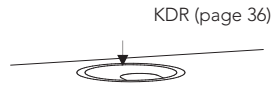


Note:
The standard cableducting and aeration includes a cutout in the rearwall and carcasses with middle cheek will also have a cutout in the middle cheek. Additional cableductings (cutouts in top or bottom or to the left/right side) to be indicated. Flaps in combination with cableducting will not come with hidden ventilation slots.

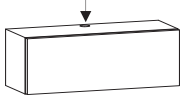
REMARKS

CABLEPASSAGE ROUND

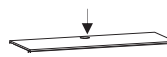
For convenient cableducting to the top we offer a round cablepassage (diameter 6,0 cm). Various positions for installation are possible:



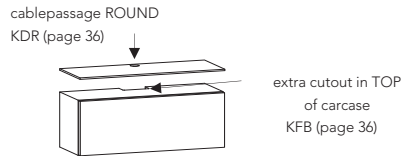
Example:
in top of carcass (without cover board)



Example:
possible in cover board (0,6 or 1,0 or 3,2 cm)



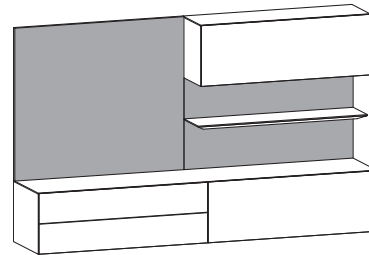
Note:
ONLY possible in combination with cableducting and aeration (KFB)



LARGE-AREA PANEL

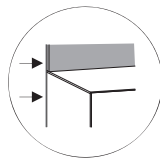
for wall decoration
fixation with installation strips
total depth 5 cm

Carcasses cannot be fixed to large-area panels (for constructive reasons). Wallboards and TV's can be fixed to large-area panels. cables can be guided behind the large-area panel
Optional backside illumination LED Multiwhite or RGB, with remote control.



width: 40 - 280 cm
height: 58 - 115 cm

large-area panel
sitting on carcass

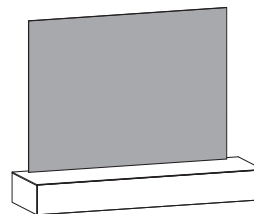


back side illumination
continuous

TV PANEL

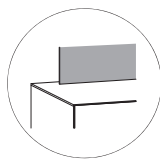
especially developed for hanging TV
edges beveled to the back
depth 5 cm

Only suitable for hanging TV
cables can be guided behind the panel
Optional backside illumination LED Multiwhite or RGB, with remote control.



width: 120 - 160 cm
height: 77 - 96 cm

tv panel
sitting on carcass



● Depth 39/52 cm

width in cm →	40	50	60
↓ height in cm			

Door cabinets

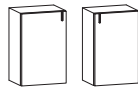
1 door



1 R 38,4 cm	●	●	●
1 1/2 R 57,6 cm	●	●	●
2 R 76,8 cm	●	●	●
2 1/2 R 96,0 cm	●	●	●
3 R 115,2 cm	●	●	●
3 1/2 R 134,4 cm	●	●	●

short handle

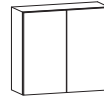
optional
position left/right top



width in cm →	80	100	120
↓ height in cm			

Door cabinets

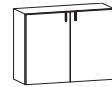
2 doors



1 R 38,4 cm	●	●	●
1 1/2 R 57,6 cm	●	●	●
2 R 76,8 cm	●	●	●
2 1/2 R 96,0 cm	●	●	●
3 R 115,2 cm	●	●	●
3 1/2 R 134,4 cm	●	●	●

short handle

optional
position left/right top



Note:

- Door carcass in width 100 and 120 cm available with or without middle cheek.
- standard Push-to-open. Alternatively with short handle (surcharge).
- Incl. black gliders (height 2 cm). Alternatively base frame/pedestal or angled foot (surcharge).
- Alternatively cover board (surcharge).

width in cm →	40	50	60	80	100	120	160
↓ height in cm							

Flap chests - Hinge at BOTTOM



1/2 R 19,2 cm	●	●	●	●	●	●	●
1 R 38,4 cm	●	●	●	●	●	●	●

short handle
optional
pos. top center



Note:

- Flap carcasses from width 100 always with middle cheek.
- standard Push-to-open. Alternatively with short handle (surcharge).
- Incl. black gliders (height 2 cm). Alternatively base frame/pedestal or angled foot (surcharge).
- Alternatively cover board (surcharge).

base frame



1/2 R 19,2 cm	●	●	●	●	●	●	●
1 R 38,4 cm	●	●	●	●	●	●	●




bottom plate
optional
in all widths/depths



Note:

- Max. 2 carcasses (side by side) can be put on one base frame.

Pedestal

cheek height in cm →	13,5
↓ for total width of carcass in cm	
110 - 210	at least 2 cheeks are necessary 
220 - 320	at least 3 cheeks are necessary (middle cheek can be replaced by supporting foot) 
330 - 360	at least 4 cheeks are necessary (middle cheeks can be replaced by 2 supporting feet) 

Note:

- Several carcasses can be placed on one pedestal.

Please note:


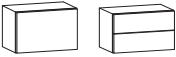
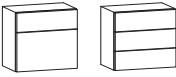
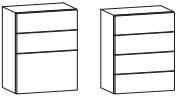
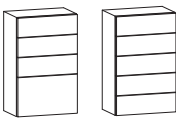

- Carcase modules from different programs cannot be combined!

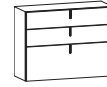
● Depth 39/52 cm

width in cm →	40	50	60	80	100	120	160
↓ height in cm							

short handle
optional
pos. top center

Chests of drawers





	1/2 R 19,2 cm	●	●	●	●	●	●	●
	1 R 38,4 cm	●	●	●	●	●	●	●
	1 1/2 R 57,6 cm	●	●	●	●	●	●	
	2 R 76,8 cm	●	●	●	●	●	●	
	2 1/2 R 96,0 cm	●	●	●	●	●	●	
	3 R 115,2 cm	●	●	●	●	●	●	



Please note:

- Carcases in width 160 cm have a middle cheek.
- Drawers are divided in the middle (2 x 80 cm width) and open simultaneously. standard push-to-open. Alternatively with short handle (surcharge).
- Incl. black gliders (height 2 cm). Alternatively base frame/pedestal
- Alternatively cover board (surcharge).

Cover board lacquer/wood/glass/marble - for cabinets in depth 39 and 52 cm

width in cm →	40 - 360	Note:
↓ height in cm		
0,6		zircote/macassar only available up to width 280 cm.
1,0		zircote/macassar only available up to width 280 cm.
2,0		ONLY available in marble finish and up to width 270 cm.
3,2		glass not possible. zircote/macassar only available up to width 280 cm.

Note:

- a continuous cover board is available up to width 360 cm for linked carcasses.
- Cover boards in marble continuously up to width 270 cm.

Please note:

- Carcase modules from different programs cannot be combined!

PRODUCT INFORMATION

MIO

—

08.2021

Recommended retail prices.
Excluding delivery/assembly.
All previous lists are no longer
valid.

Development and design:
Kettmaker-Team
All models and names
registered.
All rights by
Wolfgang Kettmaker
We reserve the right
to change
technical details,
especially for
product improvement.
Errors excepted.
Stand 30.06.2021

Kettmaker GmbH & Co.KG
Manufaktur für Möbel

Bussenstraße 30
88525 Dürmentingen
Deutschland

Tel. +49 (0) 7371 95 93-0
Fax +49 (0) 7371 95 93-20
www.kettmaker.com
info@kettmaker.com